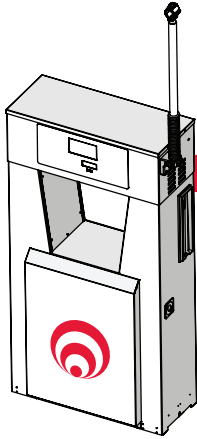
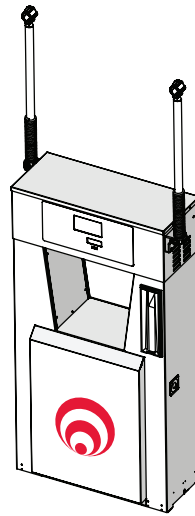


Laser Configuration Options



Laser Single

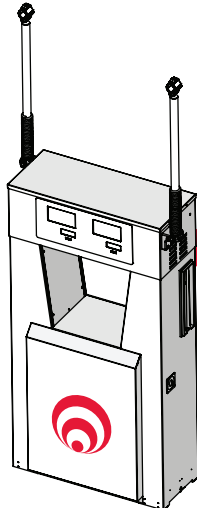
Hoses: 1
 Displays: 2 (1 each side)
 No. of Products: 1
 Flow Rates: 40lpm, 80lpm, 160lpm
 Options: Pump or Dispenser
 Hoses available at one time: 1
 Lane Specific: No



Laser Dual (Lane Specific)

Hoses: 2
 Displays: 2 (1 each side)
 No. of Products: 2
 Flow Rates: 40lpm, 80lpm, 160lpm*
 Options: Pump or Dispenser
 Hoses available at one time: 2
 Lane Specific: Yes

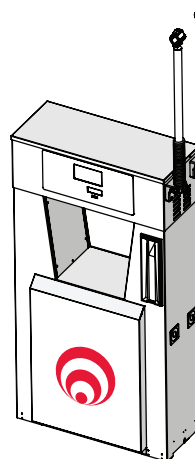
*Dispenser only



Laser Dual

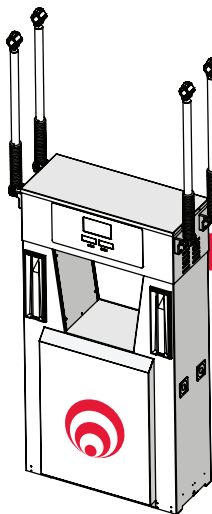
Hoses: 2
 Displays: 4 (2 each side)
 No. of Products: 2
 Flow Rates: 40lpm, 80lpm, 160lpm*
 Options: Pump or Dispenser
 Hoses available at one time: 2
 Lane Specific: No

*Dispenser only



Laser Duo

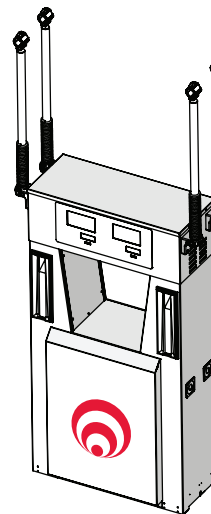
Hoses: 2
 Displays: 2 (1 each side)
 No. of Products: 1
 Flow Rates: 40lpm
 Options: Pump or Dispenser
 Hoses available at one time: 2
 Lane Specific: Yes



Laser Quad (Standard)

Hoses: 4
 Displays: 2 (1 each side)
 No. of Products: 2
 Flow Rates: 40lpm, 80lpm*
 Options: Dispenser only
 Hoses available at one time: 2 (1 per side)
 Lane Specific: Yes

* 1 hose each end only



Laser Quad (All Hose)

Hoses: 4
 Displays: 4 (2 each side)
 No. of Products: 2
 Flow Rates: 40lpm
 Options: Dispenser only
 Hoses available at one time: 4
 Lane Specific: Yes