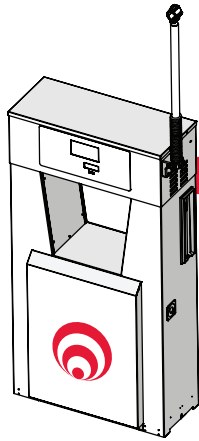
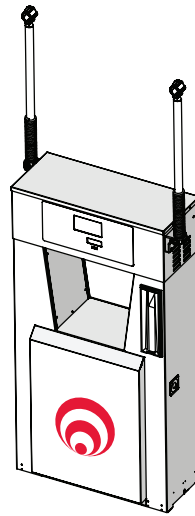


Laser Configuration Options



Laser Single

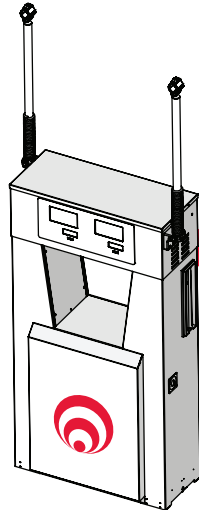
Hoses: 1
Displays: 2 (1 each side)
No. of Products: 1
Flow Rates: 40lpm, 80lpm, 160lpm
Options: Pump or Dispenser
Hoses available at one time: 1
Lane Specific: No



Laser Dual (Lane Specific)

Hoses: 2
Displays: 2 (1 each side)
No. of Products: 2
Flow Rates: 40lpm, 80lpm, 160lpm*
Options: Pump or Dispenser
Hoses available at one time: 2
Lane Specific: Yes

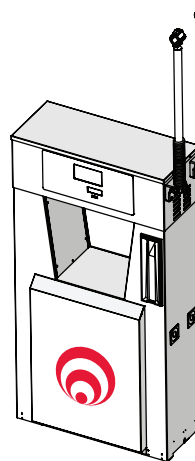
*Dispenser only



Laser Dual

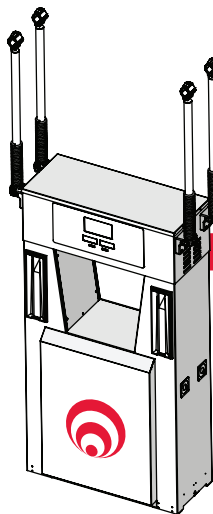
Hoses: 2
Displays: 4 (2 each side)
No. of Products: 2
Flow Rates: 40lpm, 80lp, 160lpm*
Options: Pump or Dispenser
Hoses available at one time: 2
Lane Specific: No

*Dispenser only



Laser Duo

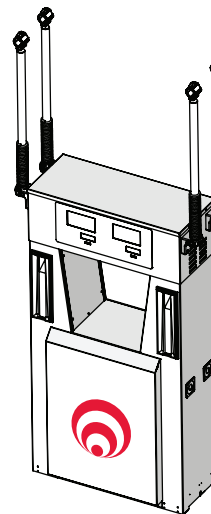
Hoses: 2
Displays: 2 (1 each side)
No. of Products: 1
Flow Rates: 40lpm
Options: Pump or Dispenser
Hoses available at one time: 2
Lane Specific: Yes



Laser Quad (Standard)

Hoses: 4
Displays: 2 (1 each side)
No. of Products: 2
Flow Rates: 40lpm, 80lpm*
Options: Dispenser only
Hoses available at one time: 2 (1 per side)
Lane Specific: Yes

* 1 hose each end only



Laser Quad (All Hose)

Hoses: 4
Displays: 4 (2 each side)
No. of Products: 2
Flow Rates: 40lpm
Options: Dispenser only
Hoses available at one time: 4
Lane Specific: Yes