



CompacOnline Tank Manual

CompacOnline Tank manual
Version No: 1.0.0

Model: CompacOnline

Date: 19/01/2018

Conditions of Use

- Read this manual completely before working on, or making adjustments to, the Compac equipment.
- Compac Industries Limited accepts no liability for personal injury or property damage resulting from working on or adjusting the equipment incorrectly or without authorization.
- Along with any warnings, instructions, and procedures in this manual, you should also observe any other common sense procedures that are generally applicable to equipment of this type.
- Failure to comply with any warnings, instructions, procedures, or any other common sense procedures may result in injury, equipment damage, property damage, or poor performance of the Compac equipment.
- The major hazard involved with operating the Compac C4000 processor is electrical shock. This hazard can be avoided if you adhere to the procedures in this manual and exercise all due care.
- Compac Industries Limited accepts no liability for direct, indirect, incidental, special, or consequential damages resulting from failure to follow any warnings, instructions, and procedures in this manual, or any other common sense procedures generally applicable to equipment of this type. The foregoing limitation extends to damages to person or property caused by the Compac C4000 processor, or damages resulting from the inability to use the Compac C4000 processor, including loss of profits, loss of products, loss of power supply, the cost of arranging an alternative power supply, and loss of time, whether incurred by the user or their employees, the installer, the commissioner, a service technician, or any third party.
- Compac Industries Limited reserves the right to change the specifications of its products or the information in this manual without necessarily notifying its users.
- Variations in installation and operating conditions may affect the Compac C4000 processor's performance. Compac Industries Limited has no control over each installation's unique operating environment. Hence, Compac Industries Limited makes no representations or warranties concerning the performance of the Compac C4000 processor under the actual operating conditions prevailing at the installation. A technical expert of your choosing should validate all operating parameters for each application.
- Compac Industries Limited has made every effort to explain all servicing procedures, warnings, and safety precautions as clearly and completely as possible. However, due to the range of operating environments, it is not possible to anticipate every issue that may arise. This manual is intended to provide general guidance. For specific guidance and technical support, contact your authorised Compac supplier, using the contact details in the Product Identification section.
- Only parts supplied by or approved by Compac may be used and no unauthorised modifications to the hardware or software may be made. The use of non-approved parts or modifications will void all warranties and approvals. The use of non-approved parts or modifications may also constitute a safety hazard.
- Information in this manual shall not be deemed a warranty, representation, or guarantee. For warranty provisions applicable to the Compac C4000 processor, please refer to the warranty provided by the supplier.
- Unless otherwise noted, references to brand names, product names, or trademarks constitute the intellectual property of the owner thereof. Subject to your right to use the Compac C4000 processor, Compac does not convey any right, title, or interest in its intellectual property, including and without limitation, its patents, copyrights, and know-how.
- Every effort has been made to ensure the accuracy of this document. However, it may contain technical inaccuracies or typographical errors. Compac Industries Limited assumes no responsibility for and disclaims all liability of such inaccuracies, errors, or omissions in this publication.

Compac Industries Ltd.

52 Walls Road, Penrose, Auckland 1061, New Zealand.

PO Box 12 417, Penrose, Auckland 1642, New Zealand.

Tel: +64 9 579 2094 Fax: +64 9 579 0635 info@compacngv.com

www.compacngv.com



Product Identification

Specifications

Manual Title CompacOnline Tank manual

Original Publication Date

Models Covered

This manual applies to CompacOnline Tank section

NOTE: Do not use this manual for earlier models. Contact Compac for archived manuals if required.

Validity

Compac Industries Limited reserves the right to revise or change product specifications at any time. This publication describes the state of the product at the time of publication and may not reflect the product at all times in the past or in the future.

Product Identification

Manufactured By:

52 Walls Road, Penrose, Auckland 1061, New Zealand
P.O. Box 12-417, Penrose, Auckland 1641, New Zealand
Phone: + 64 9 579 2094
Fax: + 64 9 579 0635
www.compac.co.nz

Copyright ©2015 Compac Industries Limited, All Rights Reserved

Compac Industries Ltd.

52 Walls Road, Penrose, Auckland 1061, New Zealand.
PO Box 12 417, Penrose, Auckland 1642, New Zealand.
Tel: +64 9 579 2094 Fax: +64 9 579 0635 info@compacngv.com
www.compacngv.com



Document Control

Document Information	
Document Details	CompacOnline Tank manual
File Name and Location	
Current Revision Author(s)	J Jang
Authorised By	

Revision History			
Version	Date	Author(s)	Revision Notes
1.0.0	19/01/2018	J Jang	New manual

Contents

Tanks.....	3
Tank Reports.....	4

Tanks

The **Tanks** section is an overview of the tank volume connected to the tank gauge on site.

There is a probe on site to collect data from the tanks on site, and is then uploaded to **CompacOnline**.

NOTE: This process is not instant. The changes are updated every 15 minutes.

Site	Product	Tank No	Gross Volume	Safe Fill Level
DEV - ATG Status	Grade 3	1	5,000	0
IOR	Grade 3	1	0	50,000
Service Test	91	1	0	50,000
TEST Kavinesh	91	1	0	63,000

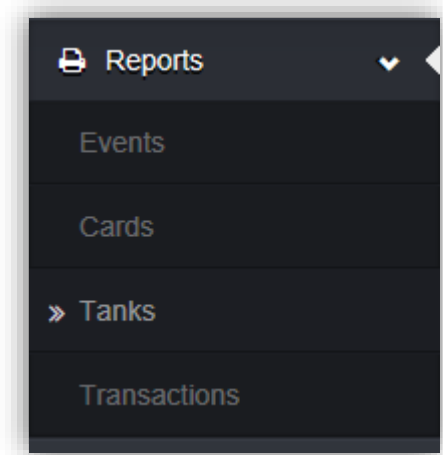
Page 1 of 1 15 items per page

Ullage	Water Height	Last Updated	Alarms
	20	1/01/2008 1:00:00 p.m.	Old Tank Data
50,000	34	1/01/2008 1:00:00 p.m.	Water Level Alarm Old Tank Data
50,000	0	1/01/2008 11:00:00 a.m.	Old Tank Data
63,000		1/01/2008 1:00:00 p.m.	Old Tank Data

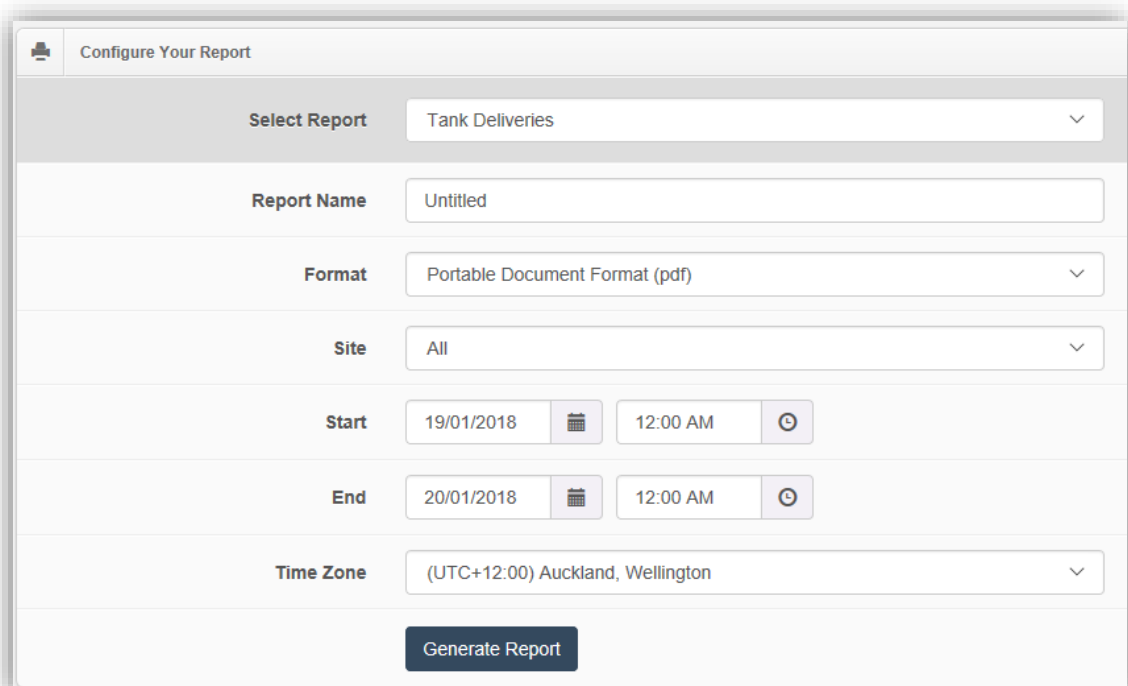
1 - 4 of 4 items

Tank Reports

1. On the left-hand side tab under the **Reports** section select **Tanks**.



2. **Select Report.**
 - Tank Deliveries
 - Tank Inventory
 - Tank Reconciliation
3. Create a **Report Name**.
4. Select **Format** (xls or pdf).
5. Select the site where tank is located.
6. Select a **Start** and **End** date of transaction to be included in the tank report.
7. Set Time zone to match local area.


A screenshot of a web form titled 'Configure Your Report'. The form contains several fields: 'Select Report' is a dropdown menu with 'Tank Deliveries' selected; 'Report Name' is a text input field containing 'Untitled'; 'Format' is a dropdown menu with 'Portable Document Format (pdf)' selected; 'Site' is a dropdown menu with 'All' selected; 'Start' is a date and time picker showing '19/01/2018' and '12:00 AM'; 'End' is a date and time picker showing '20/01/2018' and '12:00 AM'; 'Time Zone' is a dropdown menu with '(UTC+12:00) Auckland, Wellington' selected. At the bottom of the form is a dark blue button labeled 'Generate Report'.

- After **Generate Report** has been selected you will then be re-directed to the **CompacOnline** homepage. Here you can click the **Link** to view report.

Type	Status	Link
Tank Deliveries Report	★ Unread	pdf

- An example of a report has been shown below. However, note that no transactions have been shown in this example.

Tank Deliveries Report



Time Zone: (UTC+12:00) Auckland, Wellington

Start Date: 15 August 2017 12:00:00 AM
End Date: 22 January 2018 11:00:00 PM
