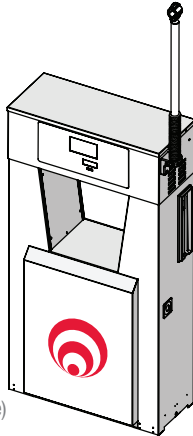


Laser Configuration Options

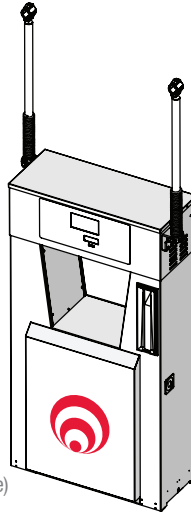
Laser Single

Hoses: 1
 Display: 2 (1 each side)
 No. of Products: 1
 Flow Rates: 40lpm, 80lpm, 160lpm
 Options: Pump or Dispenser
 Hoses available at one time: 1
 Lane Specific: No



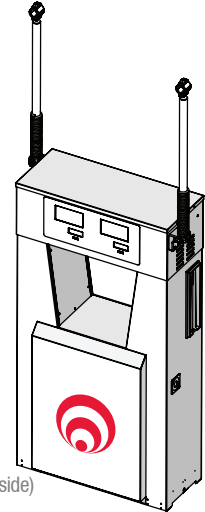
Laser Dual (Lane Specific)

Hoses: 2
 Display: 2 (1 each side)
 No. of Products: 2
 Flow Rates: 40lpm, 80lpm, 160lpm^{*dispenser only}
 Options: Pump or Dispenser
 Hoses available at one time: 2
 Lane Specific: Yes



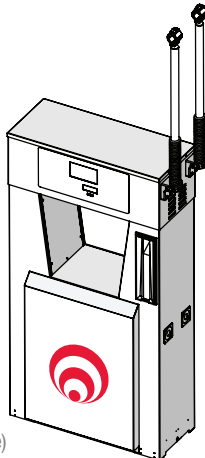
Laser Dual

Hoses: 2
 Display: 4 (2 each side)
 No. of Products: 2
 Flow Rates: 40lpm, 80lpm, 160lpm^{*dispenser only}
 Options: Pump or Dispenser
 Hoses available at one time: 2
 Lane Specific: No



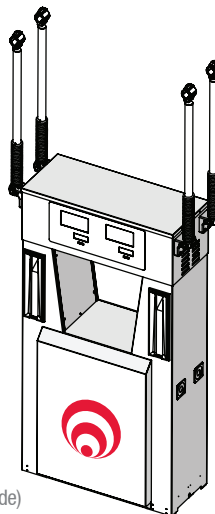
Laser Duo

Hoses: 2
 Display: 2 (1 each side)
 No. of Products: 1
 Flow Rates: 40lpm
 Options: Pump or Dispenser
 Hoses available at one time: 2
 Lane Specific: Yes



Laser Quad (All Hose)

Hoses: 4
 Display: 4 (2 each side)
 No. of Products: 2
 Flow Rates: 40lpm
 Options: Dispenser only
 Hoses available at one time: 4
 Lane Specific: Yes



Laser Quad (Standard)

Hoses: 4
 Display: 2 (1 each side)
 No. of Products: 2
 Flow Rates: 40lpm, 80lpm^{*1 hose each end only}
 Options: Dispenser only
 Hoses available at one time: 2 (1 per side)
 Lane Specific: Yes

